

QUICK GUIDE

1

2

BRAND	MODEL	CE
Code 60171837. <small>Designed in Italy Made in China</small>		
Ser.No. 11517000004	1-230V	50Hz
P. 850 W	P. 600 W	INS.CL. F
In 3.8 A	12.5µF/450V	TF max 35°C
IP X4	Qmax 3180 l/h	Hmax 43 m

3

INSTALLATION: 1°PORTABLE / 2°FIX

1°

2°

4

5

6

7

1°

2°

4

5

6

OPENING

INSTALLATION

700/32 max 32 m / 104'
1000/40 max 40 m / 131'
850/45 max 43 m / 141'
1100/45 max 45 m / 147'

Max suction head
700/32 Max.Hs=6 m/19' < 3min.
1000/40 Max.Hs=6 m/19' < 3min.
850/45 Max.Hs=8 m/26' < 3min.
1100/45 Max.Hs=8 m/26' < 3min.

≥ 0,5 m - 1'8"

P < CUT IN 1.8 bar ON
Q = 0 OFF

Max 40°C / Min 0°C
Max 104°F / Min 32° F

Max 6 bar
Max 87 PSI

Max 35°C / Min 0°C
Max 95°F / Min 32° F

5

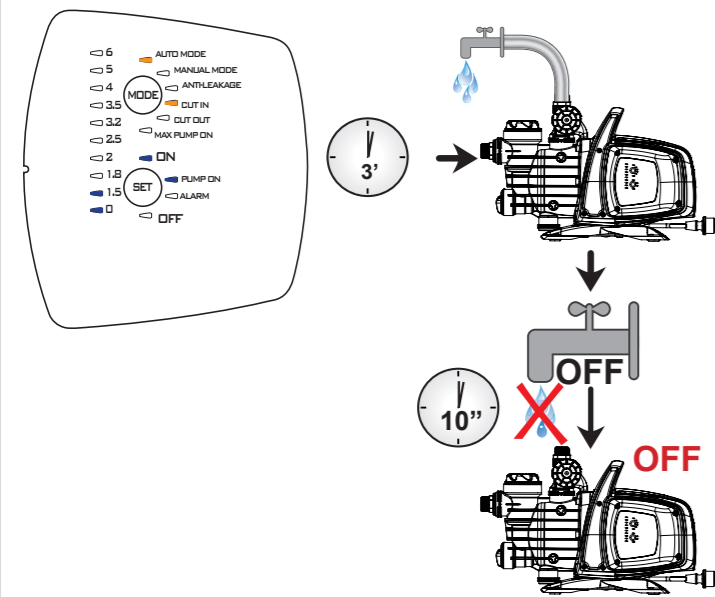
6

4

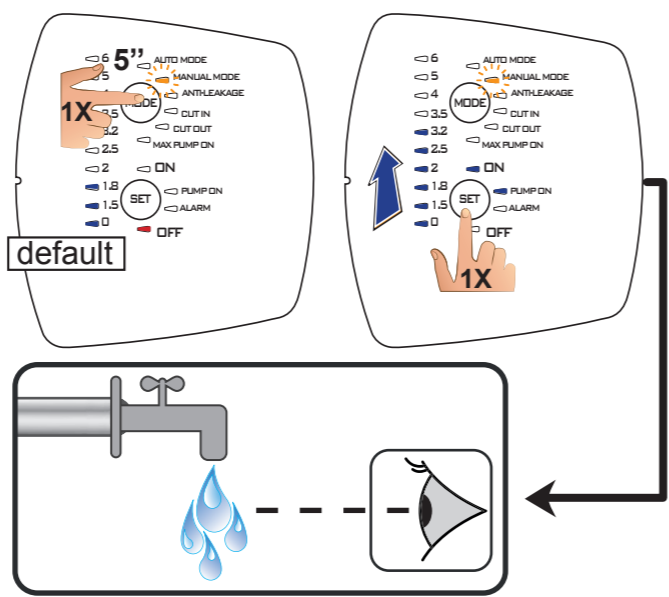
MODE

- 6 AUTO MODE
- 5 MANUAL MODE
- 4 ANTI-LEAKAGE
- 3.5 CUT IN
- 3.2 CUT OUT
- 2.5 MAX PUMP ON
- 2 ON
- 1.8 PUMP ON
- 1.5 SET
- 0 ALARM
- 0 OFF

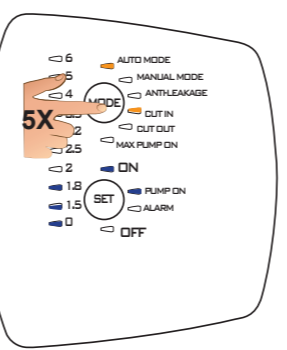
DEFAULT- AUTO MODE



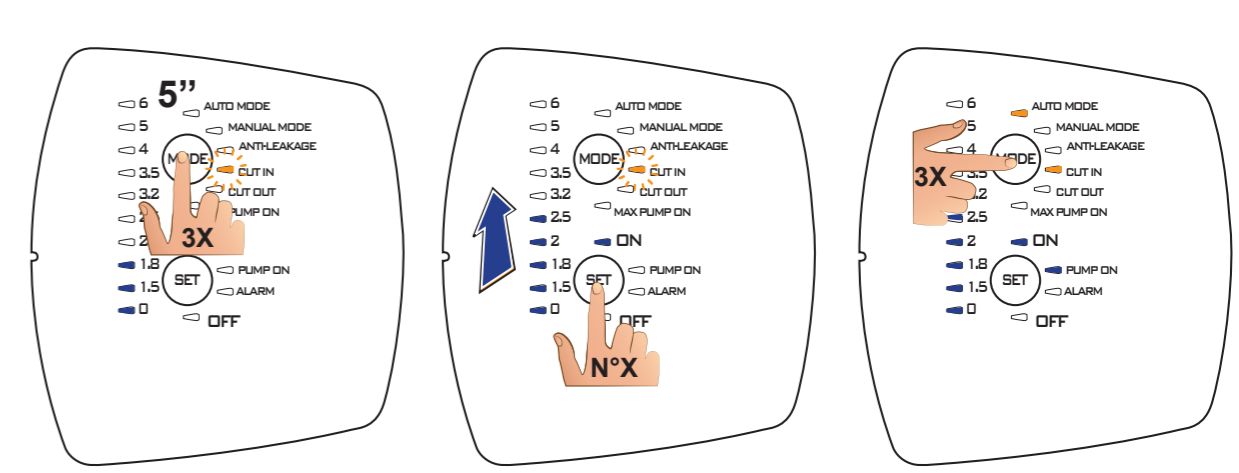
MANUAL MODE



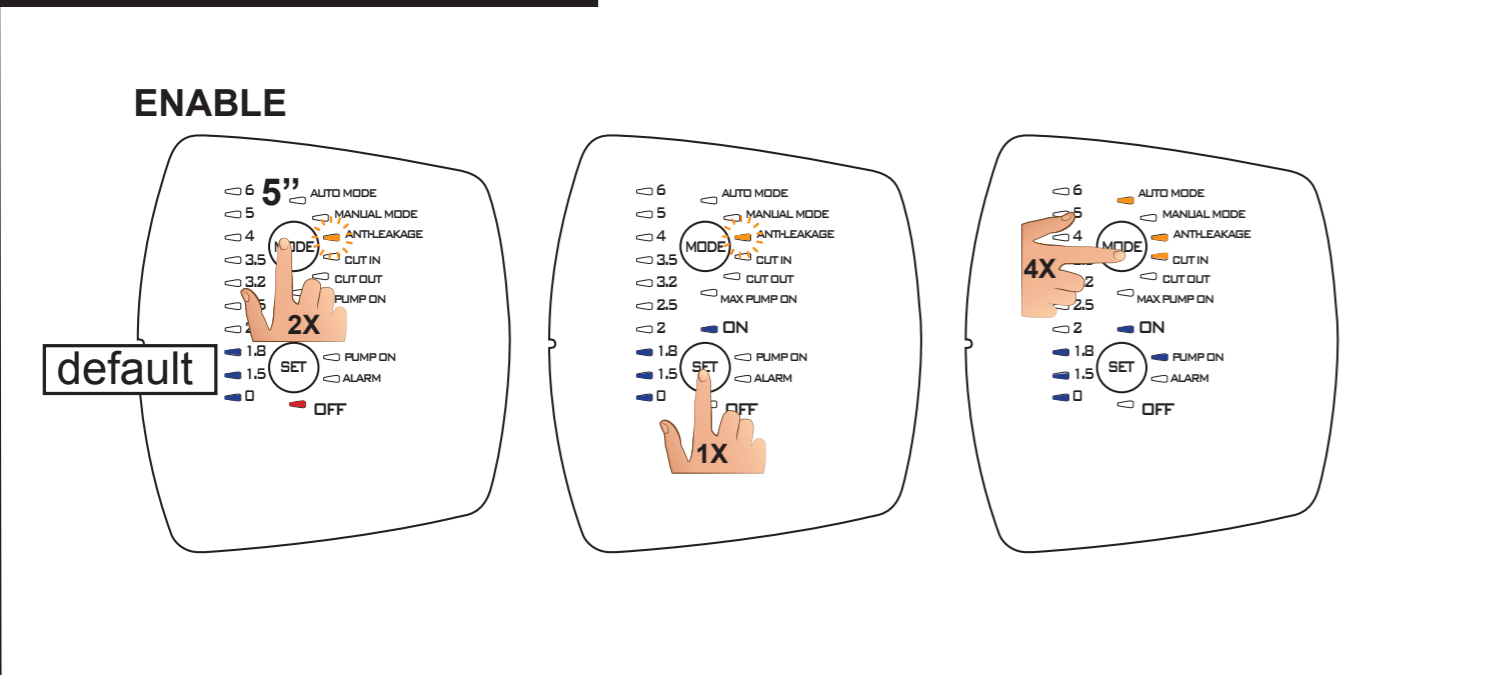
AUTO



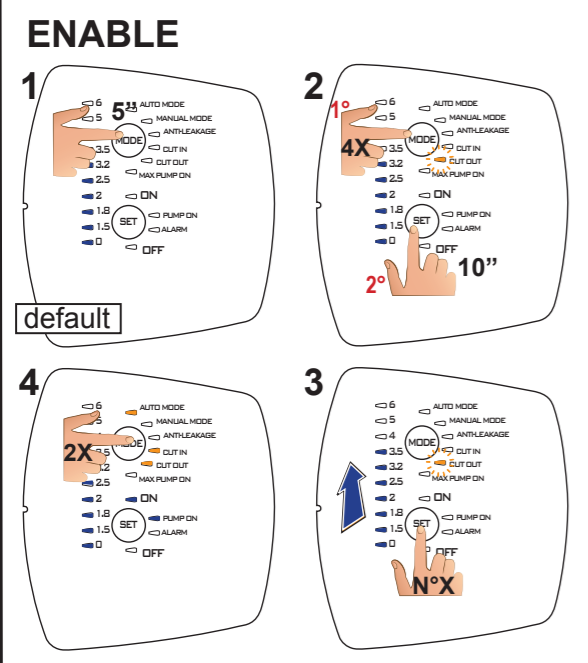
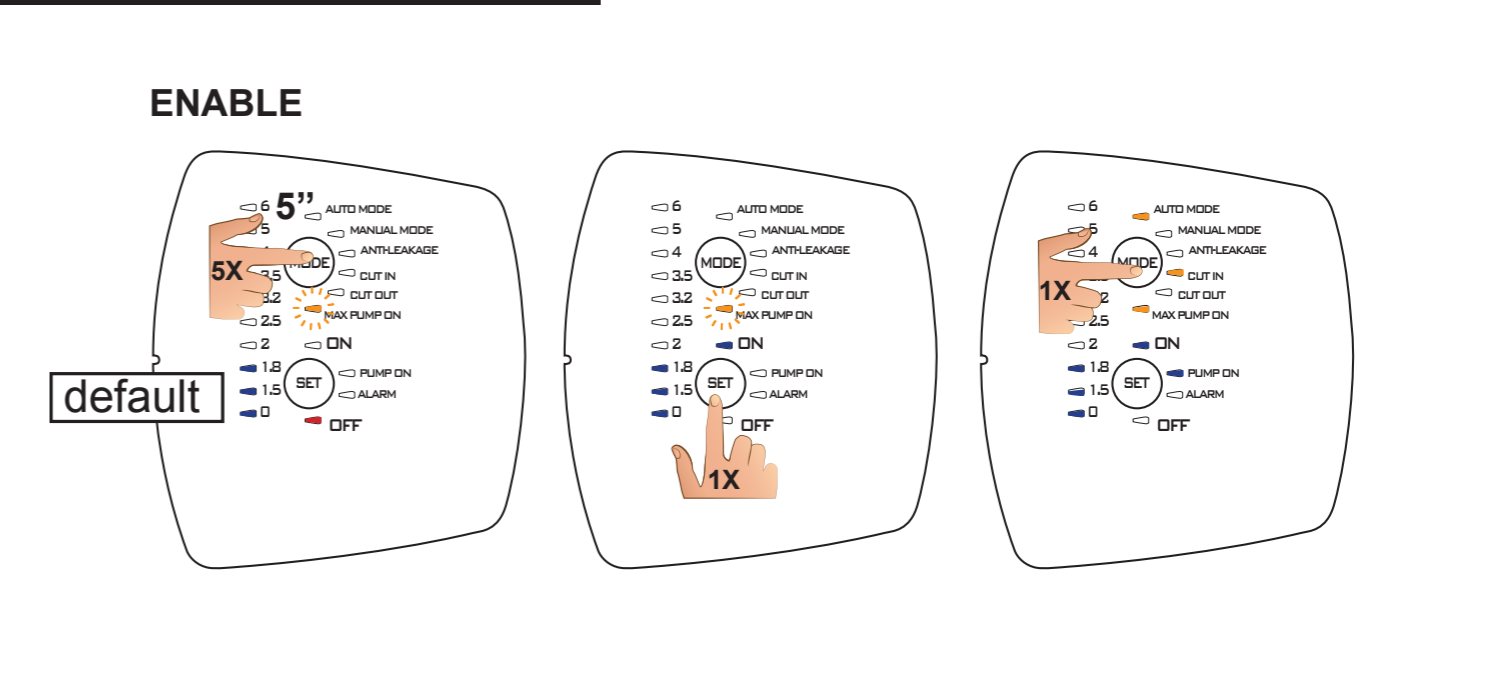
CUT IN default= 1.8 bar



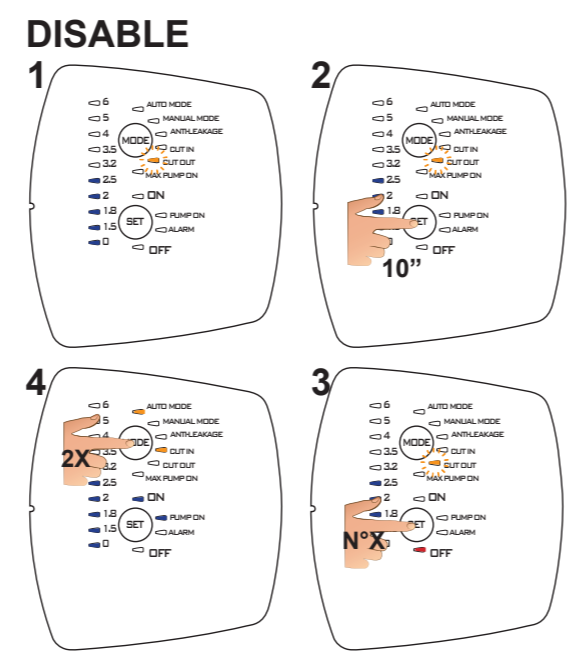
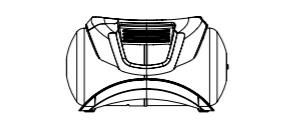
ANTILEAKAGE (default disable)



MAX PUMP ON (default disable)



CUT OUT (default disable)



ALARM

